



# Replacing A Broken Snap


**1.** Using bolt cutters or a hacksaw, cut off the broken snap. **DO NOT CUT THE ROPE!**



**2.** Loosen and remove the side screw from the replacement snap to open the bottom ring.



**3.** Attach the replacement snap ring through the loop of the rope.



**4.** Close the snap ring and securely screw it shut.

